

Job \_\_\_\_\_

Item No \_\_\_\_\_

# PowerMax200™ Gas Booster Heater

Model: **PM200N™** or **PM200L™**

Temperature Rise	40° Rise	50° Rise	60° Rise	70° Rise	140° Rise
Gallons per Minute	8.7	7.0	5.5	5.0	2.5
Gallons per Hour	520	420	330	300	150



## FEATURES AND BENEFITS

- Single point water, gas and electrical connections
- Factory-provided pressure and temperature relief valve
- Space saving design installs below dishtables
- Can be installed in a remote location up to 150 feet from the scullery
- All waterways constructed of stainless steel, copper and brass for corrosion protection and clean operation
- Simple, easy maintenance through front panel
- All stainless steel cabinet and frame
- Instant 185°F water provided consistently to dishwasher rinse cycle
- Welded stainless steel accumulator (limited lifetime warranty) maintains rinse water at 185°F
- Woven Fiber Power Burner

- Radial solid copper fin-tube heat exchanger for 360° heat transfer
- Cleanable intake air filter
- Burners activated by water flow & temperature
- Advanced microprocessor controls
- Natural Gas or Liquid Propane 199,900 BTUH
- Can provide 100% of hot water requirement for many restaurants

## ACCESSORIES AND OPTIONS

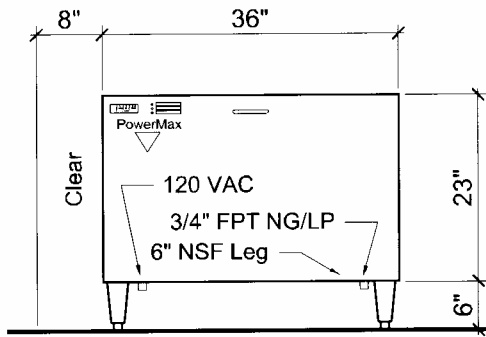
(available at additional cost)

- EZ-Vent Kit for Venting through dishwasher ventilation system
- Factory Authorized StartUp
- Re-circulating kit required if booster is located more than 5 ft from dishwasher rinse valve
  - ¾-1" for remote installations and/or single tank hot water coil tank heat (also requires a CT-1 module)
  - 1-¼" for long distance remote installations and/or 2 tank hot water coil tank heat and/or 2 dishwasher rinse service (also requires CT-2 module)
- Wall Mount Kit
- Water Hammer Arrestor
- Water Pressure Gauge
- Water Temperature Gauge
- Water Pressure/Temperature Gauge
- High Pressure water pressure reducing valve (needed if water supply pressure exceeds 80psi)
- Low Pressure water pressure reducing valve (for dishwasher rinse; installed after booster & before D/W rinse)
- Auxiliary PowerVent required for extended flue lengths. Call factory
- Stainless Steel Legs
- Seismic Stainless Steel Legs
- EZ Install Kit
- Expansion Tank

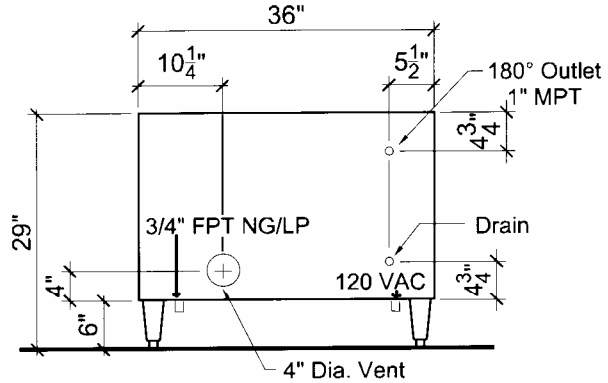


# PowerMax200™ – High Output Gas Booster Heater

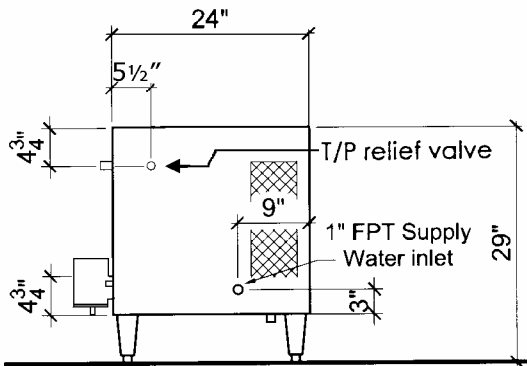
Model: **PM200N™** or **PM200L™**



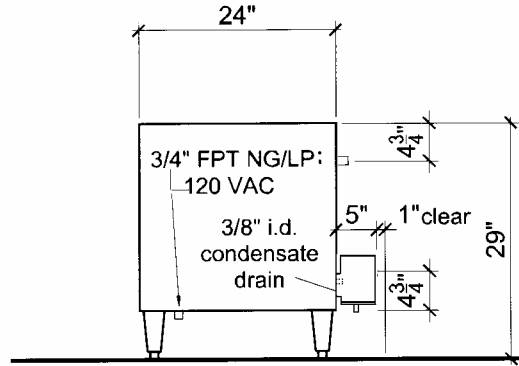
Front Elevation



Rear Elevation



Left Elevation



Right Elevation

Model Number	BtuH per burner Natural or Propane	Gas Connection	Water Supply	Electrical Connection	Gas Pressure Regulators	Shipping Weight
PM200™	199,900	3/4" NPT	1" NPT	120V 1ph 6.2 amps	One each Supplied	468 lbs

Natural Gas Pressure WC @ Inlet		LP Gas Pressure WC @ Inlet		Manifold Pressure WC		Water Pressure (Flow)		Dishwasher Rinse Re-circulating Loop	Clearance From Combustible Surface			Vent Per Local Code
Min	Max	Min	Max	Nat	LP	Min	Max	3/4" or 1" NPT*	Side	Top	Rear	Auxiliary Power Vent Required for extended flue lengths Call factory
7"	10.5"	10"	14"	2.75" - 3.5"	6.5" - 8"	40 psi	80 psi	Required if outlet is more than 5 feet from rinse valve of dishwasher	6" L 1" R	1"	6"***	

Temperature Rise	40°F	50°F	60°F	70°F	140°F
Gallons Per Minute	8.7	7	5.5	5	2.5
Gallons Per Hour	520	420	330	300	150

\*Contact factory if booster will be supplying dishwasher fill valves or tank heat.

\*\*1" from back of exhaust vent

Note: May be vented through the dishwasher canopy or pant-leg exhaust system per 1991 Uniform Mechanical Code Sec 916. & 917. Check with local authority





## **PowerMax200™ Gas Booster Heater specification**

Booster heater shall be a PowerMax200™ gas booster water heater, Model PM200™ as manufactured by Vanguard Technology Inc., Eugene, OR 97402. Booster to be fired by a 199,900 Btu woven fiber power burner, using natural gas or liquid propane fuel. Burner to be ignited by means of a hot surface igniter and a redundant intermittent pilot. Heat exchanger to be of heavy duty finned copper tubing, .065" thickness and carry a 5 year limited warranty. Standard equipment to include gas pressure regulating valve, internal bronze-stainless re-circulation pump, integrated solid state temperature control, temperature and pressure relief valve, cleanable intake air filter, and LED temperature display. Booster frame, body panels, accumulator tank, and flue collar shall be of all stainless steel construction. Unit shall stand on 6 inch adjustable stainless or composite NSF approved legs. The 4.8 gallon accumulator tank shall carry a limited lifetime warranty. Stainless steel front panel to be removable for access to all components without disconnecting booster from its installed location. Booster Heater shall produce 520 gph @ 40°FΔT; 300 gph @ 70°FΔT. Booster to be rated at 88%-94% operating efficiency, minimum. The PM200™ can be installed up to 150 feet from the dishwasher rinse valve when equipped with a Vanguard circulation kit. The circulation loop shall be 3/4" to 1-1/2" copper (see manual), insulated to a minimum of R-4. Loop to be furnished and installed by others. When installed with a remote circulation loop or with 1 or 2 tank dishwasher hot water heating coils, PowerMax™ Booster will also include a CT1-C or CT-2-C return connection kit. PowerMax™ Booster may be vented through wall or roof, or with optional S. S. EZ-Vent Kit, may be vented through the dishwasher condensate hood or cowl vent system.